



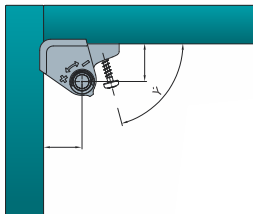
FOR FULL OVERLAY CONCEALED HINGES

MOUNTING

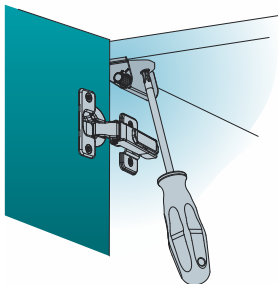


ALWAYS MOUNT THE DAMPER ON
THE HINGED SIDE OF THE CABINET.

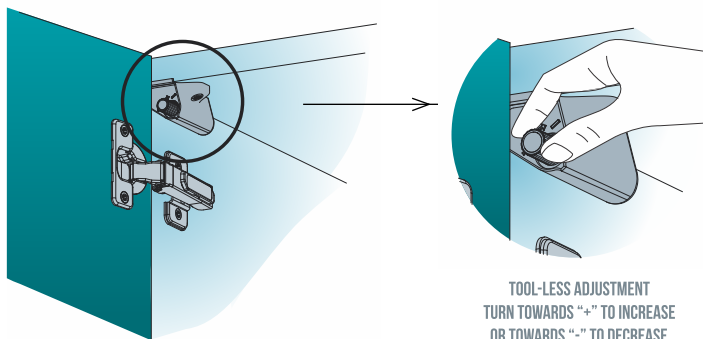
MOUNTING DETAILS



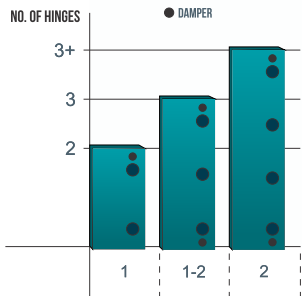
FIXING



ADJUSTMENT OF THE DAMPING FORCE



RECOMMENDED NUMBER PER DOOR AND POSITIONING



THE FUNCTIONING OF THE DAMPER DEPENDS
ON THE HINGE'S CLOSING FORCE.
A TRIAL MOUNTING IS ALWAYS RECOMMENDED.